

LED Power Supply




Highlights:

- Constant Voltage design.
- AC input Voltage range 100-250Vac.
- Protections: Short circuit/Over load/Over current
- Cooling by Convection.
- Thickness Aluminum Profile Housing.
- IP20 grade for indoor project lighting installation.
- Lifespan 50,000 hrs.

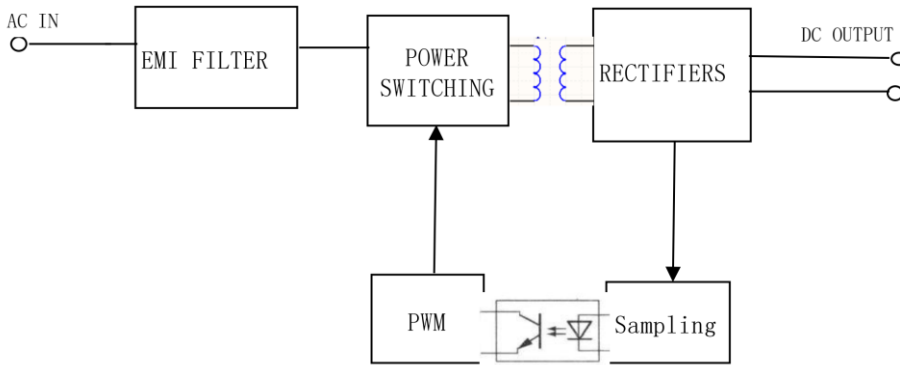
SPECIFICATION		IB-DPFA-60-12	IB-DPFA-60-24
OUTPUT	Rated DC voltage	12V±0.5V	24V±0.5V
	Current range	0-5A	0-2.5A
	Rated Power	60W	
	Ripple & Noise	≲120mVp-p	≲240mVp-p
	Setup, Rise time	50ms/230VAC	
	Hold up time	20ms/230VAC	
INPUT	Voltage range	AC100-250V (AC110V maximum load does not exceed 60%)	
	Frequency range	50-60HZ	
	Efficiency (Typ.)	≳84%	≳86%
	Power factor	0.65(max)	
	Leakage current	0.25mA/230VAC	

PROTECTION	Over Current	105%-130%
		Protection type: Hiccup mode
	Reset After Shutdown	after the fault has been removed
ENVIRONMENT	Working TEMP.	-10°C-45°C
	Storage TEMP.	-40°C-80°C
	Working Humidity	0--100%
	Vibration	10-500HZ, 2G 10min/1cycle, preiod for 60min, each along X,Y,Z axes
	TEMP. coefficient	±0.03%°C (0-50°C)
SAFETY&EMC	Safety Standards	Design refer to LVD EN61347-2-13:2006, EN61347-1:2008
	With stand Voltage	I/P-O/P: 1.5KVAC, I/P-COVER: 1.5KVAC, O/P-COVER: 500VDC
	Isolation Resistance	I/P-O/P:>100M Ohms/500VDC/25°C /70% RH
	EMC	EN55015:2006/A2:2009, EN61000-3-2:2006/A2:2009, EN61000-3-3:2008, EN61547:2009
OTHERS	MTBF	50,000 Hours (25°C)
	Dimension	145*34*23mm (L*W*H)
	Weight	110g
	Packaging	36*26*28cm/150PCS

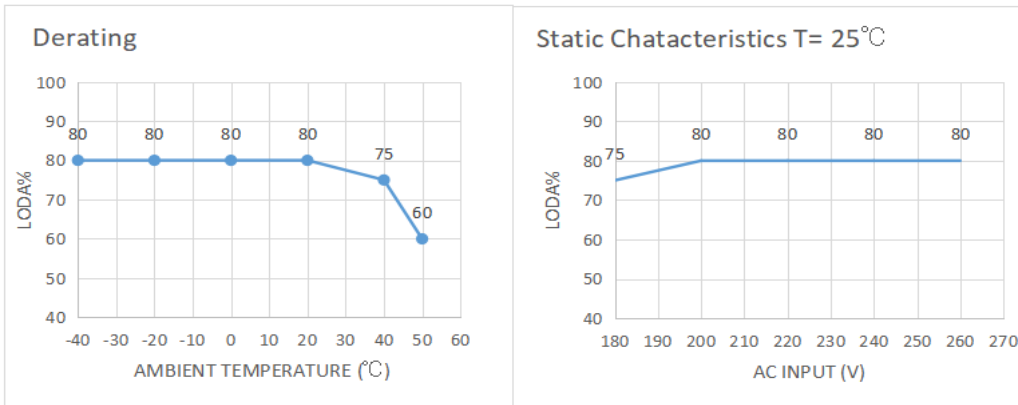
Dimension (Unit: mm)



Circuit diagram:



Load derating curve:



Edition

Data is subject to change without notice. Please contact us for detailed information.

Release Date	Issuance of Category
2025.07.01	The 1st. Version