

## LED Power Supply



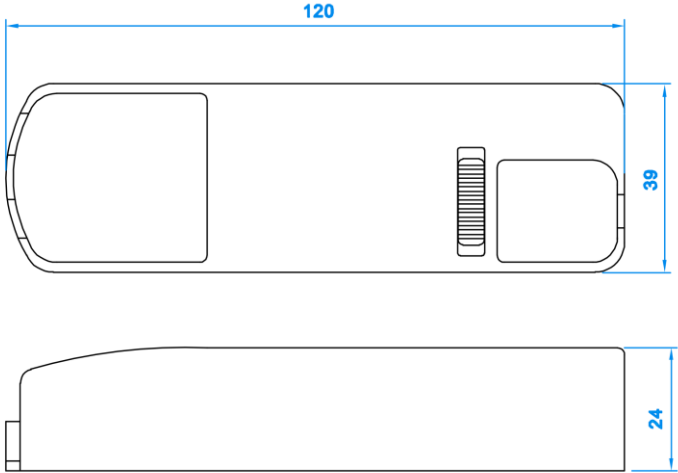
### Highlights:

- Dimmable with leading & trailing-edge dimmer.
- Selectable output current by dip-switch.
- Adjustable color temperature by toggle-switch.
- Protections: Short circuit/ Overload/ No load / Transient mains peaks
- Connect easily loop to next driver.
- IP20 grade for indoor project lighting installation.
- Lifespan 50,000 hrs.

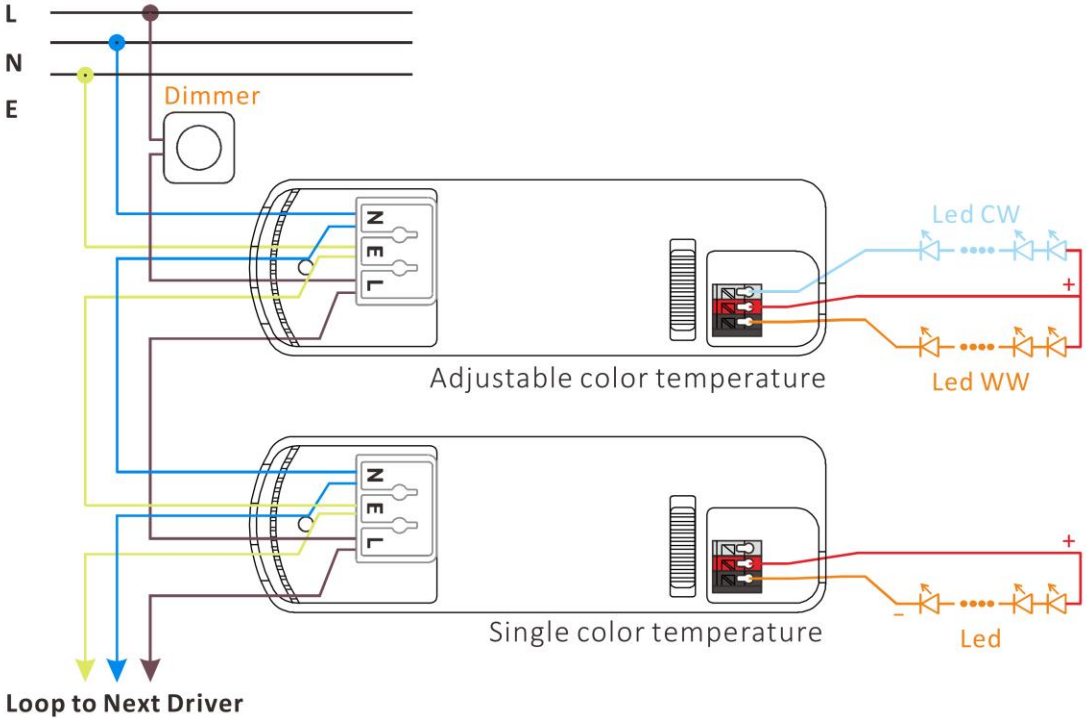
SPECIFICATION		IB-CC12W-150-300PC
<b>OUTPUT</b>	Rated DC voltage	28 – 40V
	Current range	150 / 200 / 250 / 300 mA selectable by dip switch
	Rated Power	6 – 12 W
	Ripple 100Hz	< 1%
	Start-up time	< 0.5s
<b>INPUT</b>	Voltage range	AC220-240V
	Frequency range	50-60HZ
	Efficiency at full load (230V)	80%
	Power factor	>0.9
	THD at full load (230V)	< 25%
<b>DIMMING</b>	Dimming type	Dimmable with leading & trailing-edge dimmer
	Dimming range	5–100%

<b>MAX. ECG NO. ON CIRCUIT BREAKER</b>	MCB Type B10	25 pcs
	MCB Type B13	33 pcs
	MCB Type B16	41 pcs
	MCB Type B20	51 pcs
	MCB Type B25	64 pcs
<b>PROTECTION</b>	Transient mains peaks	Values are in compliance with EN 61547 (interference immunity). Surges between L-N: up to 1 kV, L/N-FG: up to 2 kV
	Short-circuit	The control gear is protected against permanent short-circuit with automatic restart function.
	Overload	The control gear only works in range of rated output power and voltage problem free (< 40 VDC). Please check before switch-on mains power supply that the selected LED load is suitable.
	No load	The control gear is protected against no load operation (open load).
<b>ENVIRONMENT</b>	Working TEMP.	-10°C to +45°C
	Max. tc temperature	80°C
<b>APPLIED STANDARDS</b>	Safety Standards	EN 61347-2-13, EN 61347-1
	EMC	EN 55015, EN 61000-3-2, EN61000-3-3, EN 61547, EN 62384, EN 61000-4-2/EN 61000-4-5
<b>OTHERS</b>	MTBF	100,000 Hours (70°C Tc)
	Dimension	120*39*24mm (L*W*H)
	Weight	72g

Dimension (Unit: mm)

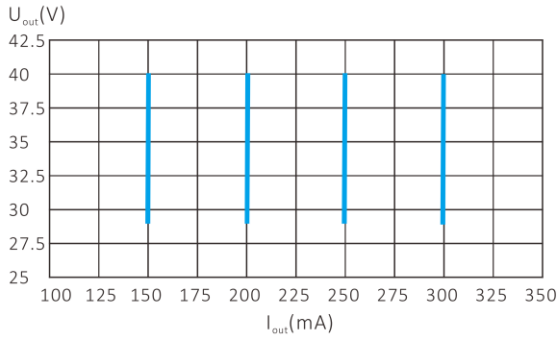


Circuit diagram:

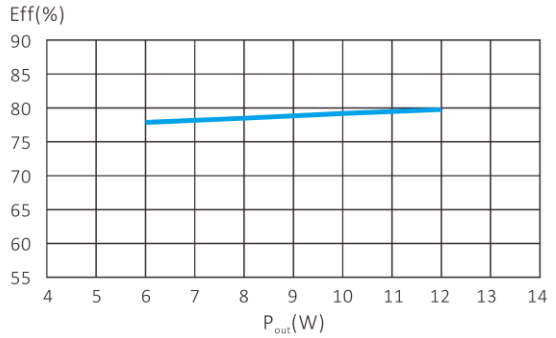


Typ. performance graphs:

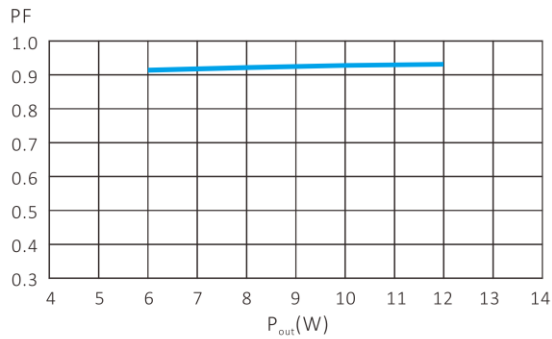
Output Voltage Vs Output Current



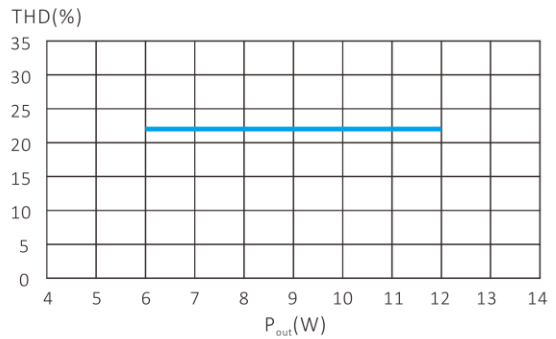
Efficiency Vs Output Power



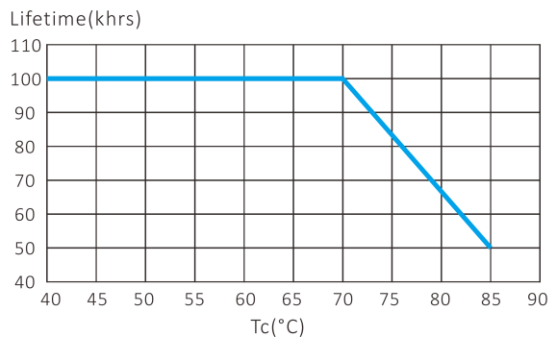
Power factor Vs Output Power



Total harmonic Vs Output Power



Life time Vs Case temperature



Edition

Data is subject to change without notice.  
Please contact us for detailed information.

Release Date	Issuance of Category
2026.02.11	The 1st. Version